




Our new mobile app
MyEdenred
puts managing your
Edenred Card at
your fingertips



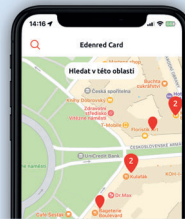
Highlights of the MyEdenred app



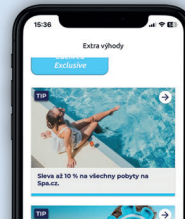
Easily view or **change your PIN** and **block your card** if you lose it.



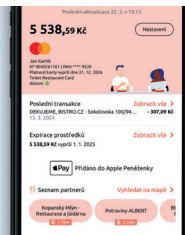
Get an instant **overview of your balance and transactions**, and when your funds expire.



Find **partner establishments** in your area quickly and easily.



Never miss out on any **exclusive offers or Extra Bonuses**.




Adding your card is simple, with a few taps on **Apple Pay** or **Google Pay**.

Keep all your important links
at your fingertips



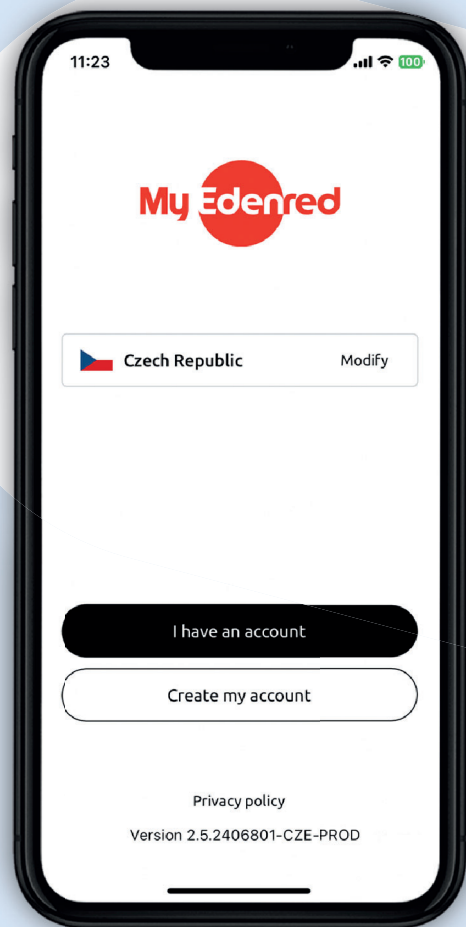
Download
the **MyEdenred** app



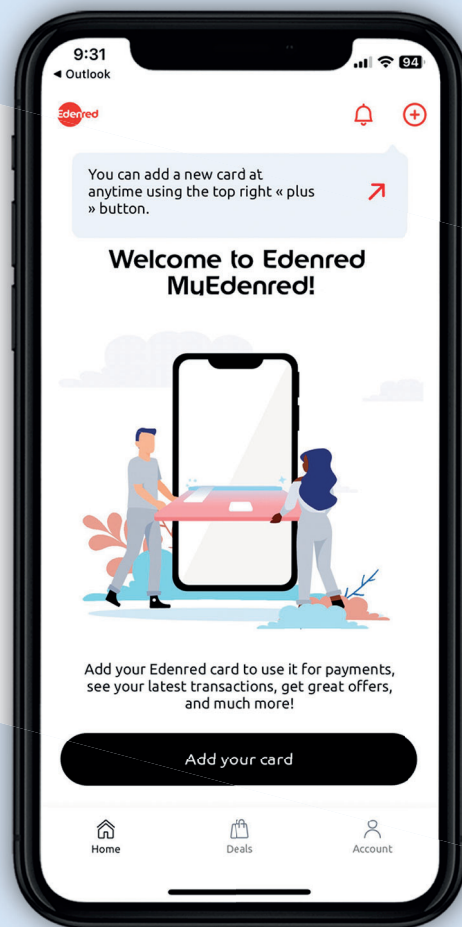
Enrich connections.
For good.

www.edenred.cz

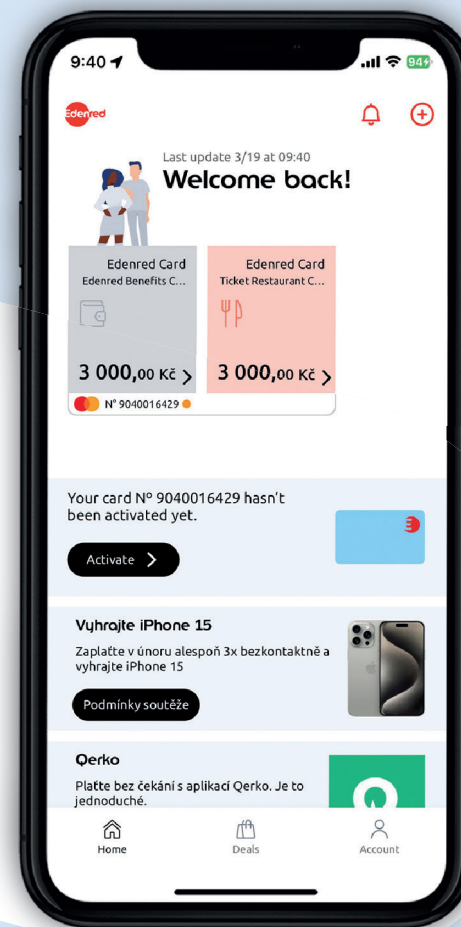
Install the **MyEdenred** mobile app on your smartphone.



Create an account in the app by tapping on **CREATE ACCOUNT**. If you already have a personal account set up at edenred.cz, log in by selecting **I ALREADY HAVE A CARD ACCOUNT**.



After creating an account, add your card by tapping **ADD CARD** and entering the card's serial number and the last **4 digits of its PAN**.



Activate your card using the activation code and **choose your PIN**. You're done! Everything's ready for you.